

Property For Sale:
Tax Map #: 0308-00-03-009.000
2 Acres

***Approximations based on available
public records***

Nearest Address:
927 Hutch Dr
Santee, SC 29142

Directions

Columbia

South Carolina, USA





Take Assembly St and US-76 W to I-126 W

7 min (2.1 mi)

-  1. Head east on Gervais St toward Main St
433 ft
-  2. Turn left onto Main St
0.1 mi
-  3. Turn left at the 1st cross street onto Lady St
0.1 mi
-  4. Turn right at the 1st cross street onto Assembly St
0.8 mi
-  5. Use the left 2 lanes to turn left onto US-76
W/Elmwood Ave
 Continue to follow US-76 W
1.1 mi






Follow I-26 E to US-301 N in Orangeburg County. Take exit 154B from I-26 E

43 min (49.3 mi)

-  6. Continue onto I-126 W/US-76 W
2.4 mi
-  7. Take the exit onto I-26 E toward Charleston
7.9 mi
-  8. Keep right to stay on I-26 E
38.7 mi
-  9. Take exit 154B to merge onto US-301 N toward Santee
0.3 mi

Continue on US-301 N. Drive to Hutch Dr

22 min (16.6 mi)

-  10. Merge onto US-301 N
14.3 mi
-  11. Turn left onto Bonner Ave/State Rd S-38-172
0.6 mi
-  12. Turn right onto Hannah Dr
1.2 mi
-  13. Turn right onto Intracostal Ln
0.3 mi
-  14. Turn right onto Hutch Dr
0.3 mi

927 Hutch Dr

Santee, SC 29142, USA