



Property For Sale:
Tax Map #: 012-00-09-053
1.37 Acres

***Approximations based on available
public records***

Nearest Address:
2229 Beaverdam Dr
Hartsville, SC 29550

Directions

Florence

South Carolina, USA










Follow State Rd S-21-12 to US-52 N/W Lucas St

3 min (0.9 mi)

-  1. Head east toward E Cheves St/State Rd S-21-92
52 ft
-  2. Turn left toward E Cheves St/State Rd S-21-92
144 ft
-  3. Turn right onto E Cheves St/State Rd S-21-92
131 ft
-  4. Turn left at the 1st cross street onto S Church St/State Rd S-21-12
 Continue to follow [State Rd S-21-12](#)
0.8 mi

Follow US-52 N and SC-151 N to Beaverdam Dr in Darlington County

41 min (29.9 mi)

-  5. Use the right 2 lanes to merge onto US-52 N/W Lucas St
 Continue to follow [US-52 N](#)
7.4 mi
-  6. Use the left 2 lanes to turn left to stay on US-52 N
2.1 mi
-  7. Take the SC-34 W/SC-151 exit toward Hartsville/Charlotte
0.2 mi
-  8. Use any lane to turn left onto SC-151 N/SC-34 W
5.3 mi
-  9. Continue straight onto SC-151 N
12.5 mi
-  10. Turn left onto W Old Camden Rd
2.5 mi
-  11. Turn right onto Beaverdam Dr
 Destination will be on the left
35 s (0.1 mi)

2229 Beaverdam Dr

Hartsville, SC 29550, USA